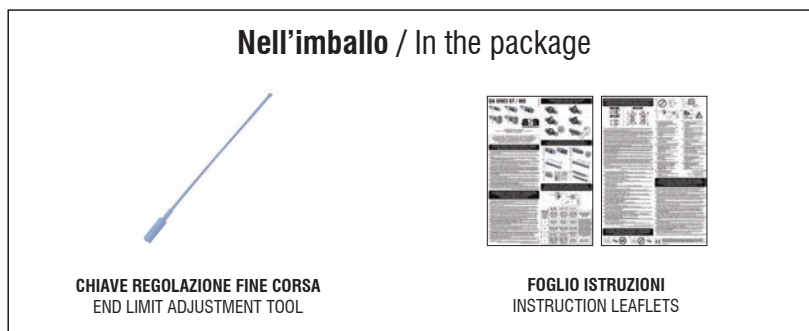


Motore tubolare con finecorsa meccanico idoneo per applicazioni su tapparelle, tende oscuranti e tende da sole.  
Tubular motor with mechanical end limit switch suitable for rolling shutters, screens and awnings.


### CONFIGURAZIONE IMBALLO / PACKAGE CONFIGURATION:



- Imballo singolo brand ASA / Single package ASA branded
- Testa perno quadro / Square pin head
- Chiave regolazione finecorsa / End limit adjustment tool
- Foglio istruzioni brand ASA / Instruction leaflets ASA branded


I GB F D E P PL H NL RO GR CZ TR SA

### DIMENSIONI MOTORE / MOTOR DIMENSIONS:



### CARATTERISTICHE TECNICHE / TECHNICAL FEATURES:

- Alimentazione / Power supply: 230 V ~ / 50 Hz
- Tipologia cavo / Cable type: H05 VVF 4 x 0,75 Bianco / White - Lunghezza / Length 2,5 m
- Grado di protezione / Protection rating: IP44
- Certificazioni / Certifications: CE - VDE - NF
- Made in Italy



CODICE CODE	DESCRIZIONE DESCRIPTION	COPPIA TORQUE	VELOCITÀ SPEED	GIRI FC LS ROUNDS	ASSORBIMENTO CONSUMPTION	LUNGHEZZA LENGTH	PESO MOTORE MOTOR WEIGHT
2240210	DAVINCI 50 ST 6/32 G1 A2 B1	6 Nm	32 Rpm	28	120 W	529 mm	1,75 Kg
2240214	DAVINCI 50 ST 6/17 G1 A2 B1	6 Nm	17 Rpm	28	100 W	529 mm	1,69 Kg
2241572	DAVINCI 50 ST 10/17 G1 A2 B1	10 Nm	17 Rpm	28	120 W	529 mm	1,73 Kg
2242296	DAVINCI 50 ST 15/17 G1 A2 B1	15 Nm	17 Rpm	28	150 W	529 mm	1,78 Kg
2243679	DAVINCI 50 ST 20/17 G1 A2 B1	20 Nm	17 Rpm	28	190 W	579 mm	1,90 Kg
2244136	DAVINCI 50 ST 25/17 G1 A2 B1	25 Nm	17 Rpm	28	200 W	579 mm	1,94 Kg
2245536	DAVINCI 50 ST 30/17 G1 A2 B1	30 Nm	17 Rpm	28	240 W	579 mm	1,99 Kg
2246144	DAVINCI 50 ST 35/17 G1 A2 B1	35 Nm	17 Rpm	28	240 W	579 mm	1,99 Kg
2247454	DAVINCI 50 ST 40/17 G1 A2 B1	40 Nm	17 Rpm	28	240 W	579 mm	1,99 Kg
2248100	DAVINCI 50 ST 45/12 G1 A2 B1	45 Nm	12 Rpm	28	240 W	579 mm	1,99 Kg
2249451	DAVINCI 50 ST 50/12 G1 A2 B1	50 Nm	12 Rpm	28	240 W	579 mm	1,99 Kg